

Power Board Changing Process

Expert/Expert II Expert LX /Expert II LX

Revision History :



Version	Date	Page	CONTENTS
1.0	May 24, 2014		First release
2.0	Sept. 16, 2015		Add Expert II, Expert II LX

Power board Replacement


Tools Required:

- Phillips screwdriver

1. Unplug all connectors



2. Use Phillips screwdriver to loose four screws on power board.



3. Change Power board.

