



Innovation
With a Human Touch

4F-1, 236, Fu-Te 2nd Rd., His Chih,

Taipei Hsien, 221, Taiwan

TEL:886-2-6616-6692 · 2694-6687

FAX:886-2-2694-6875 · 2694-5097

X252_X380 & Hybrid Control Panel Changing process


Version: 1.0



May 20, 2014

Revision History :


| Version | Date | Page | CONTENTS |
|---------|--------------|------|---------------|
| 1.0 | May, 20 2014 | | First version |

1. Open the top window, and loosen eight screws inside, then you can remove the whole top cover. (please refer to below pictures)





2. Disconnect circles cables show in below picture



3. Loosen four screws for the fixing of Control Panel and you can replace the Control panel

